

---

**HOSTAFORM® C 9021 GV3/30 | POM | Glass Reinforced**


---

**Description**


---

Chemical abbreviation according to ISO 1043-1: POM  
Molding compound ISO 9988- POM-K, M-GNR, 02-002, GB30

POM copolymer

Injection molding type, reinforced with ca. 30 % glass spheres; high resistance to thermal and oxidative degradation.

UL-registration in natural and a thickness more than 0.81 mm, in black and a thickness more than 1.0 mm as UL94 HB, temperature index UL 746 B for a thickness of 1.57 mm, electrical 105 °C, mechanical 95 °C (tensile impact) and 100 °C (tensile).

Burning rate ISO 3795 and FMVSS 302 < 100 mm/min for a thickness more than 1 mm.

Ranges of applications: For low-warpagee and dimensionally stable molded parts with higher rigidity and hardness.

FMVSS = Federal Motor Vehicle Safety Standard (USA)

UL = Underwriters Laboratories (USA)

Physical properties	Value	Unit	Test Standard
Density	<b>1590</b>	kg/m <sup>3</sup>	ISO 1183
Melt volume rate (MVR)	<b>7.5</b>	cm <sup>3</sup> /10min	ISO 1133
MVR test temperature	<b>190</b>	°C	ISO 1133
MVR test load	<b>2.16</b>	kg	ISO 1133
Water absorption (23°C-sat)	<b>0.9</b>	%	ISO 62

Mechanical properties	Value	Unit	Test Standard
Tensile modulus (1mm/min)	<b>3900</b>	MPa	ISO 527-2/1A
Tensile stress at yield (50mm/min)	<b>38</b>	MPa	ISO 527-2/1A
Tensile strain at yield (50mm/min)	<b>6</b>	%	ISO 527-2/1A
Nominal strain at break (50mm/min)	<b>12</b>	%	ISO 527-2/1A
Tensile creep modulus (1h)	<b>3300</b>	MPa	ISO 899-1
Tensile creep modulus (1000h)	<b>2100</b>	MPa	ISO 899-1
Flexural modulus (23°C)	<b>3500</b>	MPa	ISO 178
Charpy impact strength @ 23°C	<b>40</b>	kJ/m <sup>2</sup>	ISO 179/1eU
Charpy impact strength @ -30°C	<b>40</b>	kJ/m <sup>2</sup>	ISO 179/1eU
Charpy notched impact strength @ 23°C	<b>3</b>	kJ/m <sup>2</sup>	ISO 179/1eA
Charpy notched impact strength @ -30°C	<b>3</b>	kJ/m <sup>2</sup>	ISO 179/1eA

Thermal properties	Value	Unit	Test Standard
Melting temperature (10°C/min)	<b>166</b>	°C	ISO 11357-1,-2,-3
DTUL @ 1.8 MPa	<b>112</b>	°C	ISO 75-1/-2
Coeff.of linear therm. expansion (parallel)	<b>0.9</b>	E-4/°C	ISO 11359-2
Coeff.of linear therm. expansion (normal)	<b>0.9</b>	E-4/°C	ISO 11359-2
Flammability @ 1.6mm nom. thickn.	<b>HB</b>	class	UL94
thickness tested (1.6)	<b>1.57</b>	mm	UL94
UL recognition (1.6)	<b>UL</b>	-	UL94
Flammability at thickness h	<b>HB</b>	class	UL94

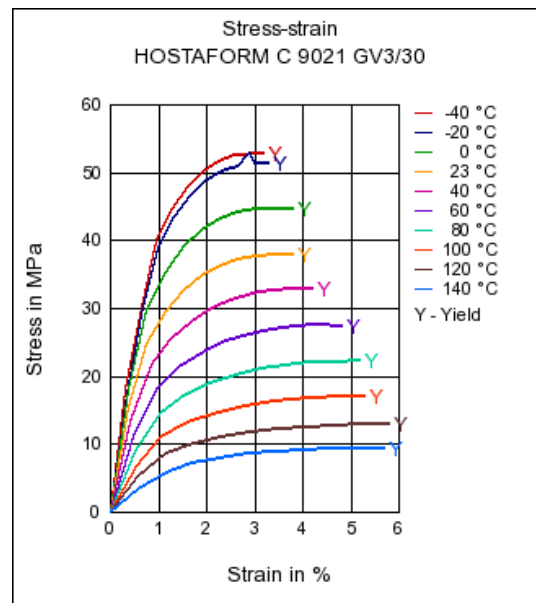
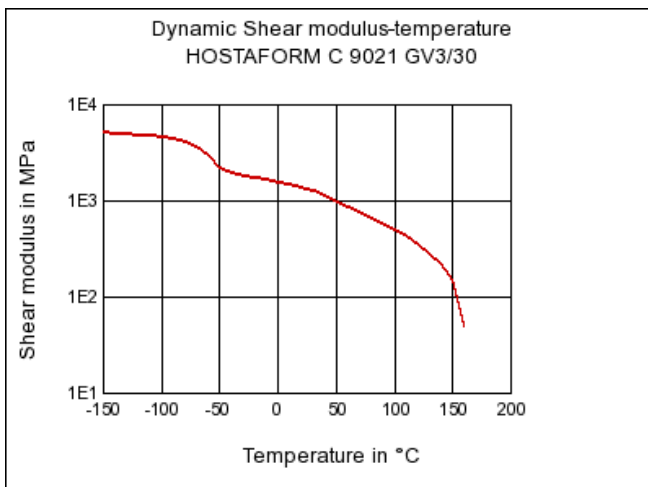
**HOSTAFORM® C 9021 GV3/30 | POM | Glass Reinforced**

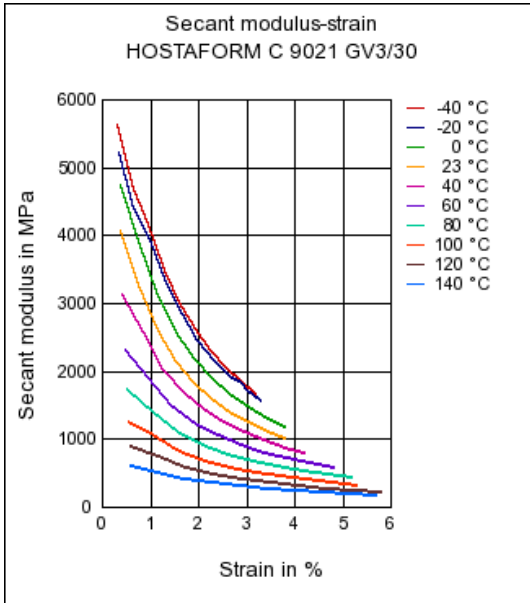
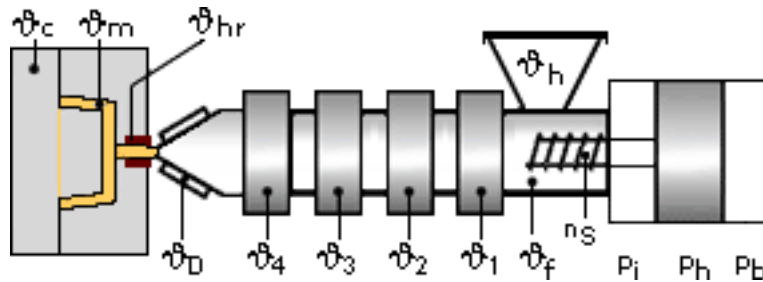
Thermal properties	Value	Unit	Test Standard
thickness tested (h)	0.81	mm	UL94
UL recognition (h)	UL	-	UL94

Electrical properties	Value	Unit	Test Standard
Relative permittivity - 100 Hz	5	-	IEC 60250
Relative permittivity - 1 MHz	4.5	-	IEC 60250
Dissipation factor - 100 Hz	300	E-4	IEC 60250
Dissipation factor - 1 MHz	80	E-4	IEC 60250
Volume resistivity	1E12	Ohm*m	IEC 60093
Surface resistivity	1E14	Ohm	IEC 60093
Electric strength	40	kV/mm	IEC 60243-1
Comparative tracking index CTI	600	-	IEC 60112

Test specimen production	Value	Unit	Test Standard
Processing conditions acc. ISO	9988	-	Internal

Rheological Calculation properties	Value	Unit	Test Standard
Density of melt	1370	kg/m <sup>3</sup>	Internal
Thermal conductivity of melt	0.225	W/(m K)	Internal
Specific heat capacity of melt	1780	J/(kg K)	Internal
Eff. thermal diffusivity	7.30E-8	m <sup>2</sup> /s	Internal
Ejection temperature	164	°C	Internal

**Dynamic Shear modulus-temperature**
**Stress-strain**


**HOSTAFORM® C 9021 GV3/30 | POM | Glass Reinforced**
**Secant modulus-strain**

**Typical injection moulding processing conditions**

**Pre Drying:**
**Necessary low maximum residual moisture content: 0.15%**

Drying is not normally required. If material has come in contact with moisture through improper storage or handling or through regrind use, drying may be necessary to prevent splay and odor problems.

The product can then be stored in standard conditions until processed.

**Drying time: 3 - 4 h**

**Drying temperature: 100 - 120 °C**

**Temperature:**

	ϕManifold	ϕMold	ϕMelt	ϕNozzle	ϕZone4	ϕZone3	ϕZone2	ϕZone1	ϕFeed	ϕHopper
min (°C)	190	80	190	190	190	190	180	170	60	20
max (°C)	210	120	210	210	210	200	190	180	80	30

---

**HOSTAFORM® C 9021 GV3/30 | POM | Glass Reinforced**


---

**Pressure:**

	Inj press	Hold press	Back pressure
min (bar)	600	600	0
max (bar)	1200	1200	20

**Speed:**
**Injection speed: slow**
**Screw speed**

Screw diameter (mm)	16	25	40	55	75
Screw speed (RPM)	-	150	100	70	-

---

**Injection Molding**


---

Standard injection moulding machines with three phase (15 to 25 D) plasticating screws will fit.

Melt temperature 190-230 °C  
 Mould temperature 80-120 °C

---

**Contact Information**


---

**Americas**

8040 Dixie Highway, Florence, KY 41042 USA  
 Product Information Service  
 t: +1-800-833-4882 t: +1-859-372-3244  
 Customer Service  
 t: +1-800-526-4960 t: +1-859-372-3214  
 e: info-engineeredmaterials-am@celanese.com

**Asia**

4560 Jinke Road, Zhang Jiang Hi Tech Park

Shanghai 201203 PRC

Customer Service

t: +86 21 3861 9266 f: +86 21 3861 9599

e: info-engineeredmaterials-asia@celanese.com

**Europa**

Am Unisys-Park 1, 65843 Sulzbach, Germany

Product Information Service

t: +(00)-800-86427-531 t: +49-(0)-69-45009-1011

e: info-engineeredmaterials-eu@celanese.co

---

**General Disclaimer**


---

This publication was printed based on Celanese's present state of knowledge, and Celanese undertakes no obligation to update it. Because conditions of product use are outside Celanese's control, Celanese makes no warranties, express or implied, and assumes no liability in connection with any use of this information. Nothing herein is intended as a license to operate under or a recommendation to infringe any patents.

**NOTICE TO USERS:** Values shown are based on testing of laboratory test specimens and represent data that fall within the standard range of properties for natural material. These values alone do not represent a sufficient basis for any part design and are not intended for use in establishing maximum, minimum, or ranges of values for specification purposes. Colorants or other additives may cause significant variations in data values.

Properties of molded parts can be influenced by a wide variety of factors including, but not limited to, material selection, additives, part design, processing conditions and environmental exposure. Any determination of the suitability of a particular material and part design for any use contemplated by the users and the manner of such use is the sole responsibility of the users, who must assure themselves that the material as subsequently processed meets the needs of their particular product or use.

To the best of our knowledge, the information contained in this publication is accurate; however, we do not assume any liability whatsoever for the accuracy and completeness of such information. The information contained in this publication should not be construed as a promise or guarantee of specific properties of our products. It is the sole responsibility of the users to investigate whether any existing patents are infringed by the use of the materials mentioned in this publication.

Moreover, there is a need to reduce human exposure to many materials to the lowest practical limits in view of possible adverse effects. To the extent that any hazards may have been mentioned in this publication, we neither suggest nor guarantee that such hazards are the only ones that exist. We recommend that persons intending to rely on any recommendation or to use any equipment, processing technique or material mentioned in this publication should satisfy themselves that they can meet all applicable safety and health standards.

---

**HOSTAFORM® C 9021 GV3/30 | POM | Glass Reinforced**

---

We strongly recommend that users seek and adhere to the manufacturer's current instructions for handling each material they use, and entrust the handling of such material to adequately trained personnel only. Please call the telephone numbers listed (+49 (0) 69 30516299 for Europe, +1 859-372-3244 for the Americas and +86 21 3861 9266 for Asia) for additional technical information. Visit our web site for the appropriate Safety Data Sheets (SDS) before attempting to process our products. Feel free to call Customer Services for additional assistance.

The products mentioned herein are not intended for use in medical or dental implants.

© 2014 Celanese or its affiliates. All rights reserved. (Published 26 September 2014)

Celanese®, registered C-ball design and all other trademarks identified herein with ®, TM, SM, unless otherwise noted, are trademarks of Celanese or its affiliates. Fortron is a registered trademark of Fortron Industries LLC.